
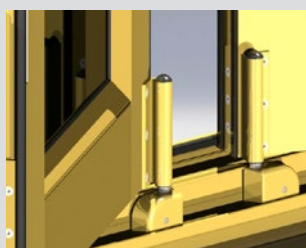


KEY FEATURES

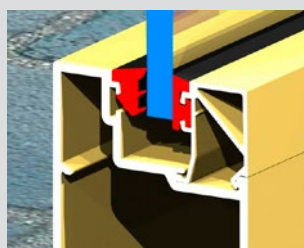
- The Series 410 bi-fold door is an exceptionally strong bi-fold system designed to accept the heavy duty Series 50 and 52 doors.
- Rebated French door meeting stiles give a flush appearance when the two doors meet eliminating unsightly applied rebates.
- A variety of lever and lock options are available including proprietary multi-point and lever compression locking. Bi-fold panels can be secured with key operated twin bolts.
- Seamless door panel construction conceals the assembly joint giving a clean aesthetic appearance.
- Custom door co-extruded bulb seal for maximum weather performance.
- Door panels are supported on quad rollers running on heavy duty dual bottom rails.
- Opening or fixed highlights can be fitted.
- We can fit Centor™ S4 retractable flyscreens behind Series 410 bi-fold doors.



Heavy duty quad bogey, bottom rolling running gear. Available in powder coated finish to match doors or 316 marine grade stainless steel.



Specially designed runners to inhibit clashing in a bi-parting configuration.



We offer security glazing as shown above. Captive co-extruded glazing wedge on the outside. We can use silicone wet top on the outside in lieu of the captive wedge.



A full range of hardware available including 4-point locking mechanisms. ANDO™ lever furniture illustrated. Available in powder coat or stainless steel finish.

GENERAL

Max Panel Height*
3000mm

Max Panel Width*
1000mm

Max Glass Thickness
30mm

Frame Depth
102mm

ENERGY

UW Range
3.3-6.2

SHGC Range
0.18-0.59

WEATHER

Maximum Water
450 Pa.

ACOUSTICS

6.38mm Laminated Glass
Rw 32

19mm Insulated Glass Unit
Rw 33

